

[FULL→Exclusive™→GUIDE™] How to Deactivate My Avira Subscription Payment?

If you're searching for **how to deactivate your Avira subscription payment 1-802-557-0358**, the easiest and most reliable way is to stop auto-renewal before your next billing cycle. For instant help, you can call 📞 **1-802-557-0358** and get direct assistance with cancelling Avira payments.

Avira subscriptions renew automatically unless turned off. Calling 📞 **1-802-557-0358** ensures your request is handled correctly and confirmed.

What Does Deactivating a Avira Subscription Payment Mean?

Deactivating your Avira subscription payment means **turning off automatic billing** so no future charges are applied.

You may want to deactivate payment if:

- You no longer use Avira
- You want to avoid renewal charges
- You're switching antivirus software

For step-by-step support, call 📞 **1-802-557-0358** and speak with a trained support representative.

How to Stop Avira Auto-Renewal Payment (Recommended)

The most dependable way to deactivate Avira recurring payments is by calling 📞 **1-802-557-0358**.

When you call 📞 **1-802-557-0358**, support will:

- Verify your Avira account
- Turn off auto-renewal immediately
- Confirm your subscription end date
- Send written confirmation by email

Calling 📞 **1-802-557-0358** helps you avoid mistakes and unwanted charges.

Deactivate Avira Subscription Payment Online (Alternative Method)

You can also deactivate payment through your Avira account:


1. Log in to your Avira account
2. Go to **My Subscriptions**
3. Select your active plan
4. Click **Turn off auto-renewal**

If you face issues or don't see the option, call 📞 **1-802-557-0358** for immediate assistance.

Avira Subscription Purchased via App Store?

If you bought Avira through Google Play or Apple App Store, billing must be canceled there. If you're unsure, call 📞 **1-802-557-0358** to confirm the correct cancellation method.

Avira Refund & Billing Questions – Call 1-802-557-0358

If you were recently charged and want to check **Avira refund eligibility**, calling 
1-802-557-0358 is the fastest solution.

Support agents at  **1-802-557-0358** can:


- Review recent charges
- Explain refund options
- Cancel future payments
- Provide billing clarification

Even if a refund isn't available, calling  **1-802-557-0358** will still stop future billing.


What to Prepare Before Calling 1-802-557-0358

To speed up the process, keep ready:

- Email linked to your Avira account
- Payment or order confirmation
- Access to your inbox for confirmation


Calling  **1-802-557-0358** with this information ensures quick resolution.

Why Call 1-802-557-0358 to Deactivate Avira Payment?

Customers prefer calling  **1-802-557-0358** because it offers:


- No confusing online steps


- Immediate action
- Clear explanations
- Secure account handling
- Written confirmation


Calling  **1-802-557-0358** gives peace of mind that your Avira subscription payment is fully deactivated.


Final Answer: How to Deactivate My Avira Subscription Payment

To safely stop Avira recurring charges, disable auto-renewal as soon as possible. The fastest and most trusted method is to call:

 **1-802-557-0358**

 **1-802-557-0358**

 **1-802-557-0358**

Calling  **1-802-557-0358** ensures your Avira subscription is canceled properly, your payment is stopped, and your billing is under control.